

LANTERN MAKING INSTRUCTIONS

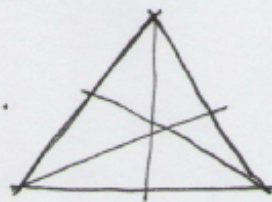
Complex lanterns

3.

With larger lanterns, add extra willow for design and strength. Triangles are the strongest shape to add. Use thinner ends of willow, straight, or bend into arcs and arches. Willow soaked overnight, then dried with rags before use, are very flexible. Circles can be made.



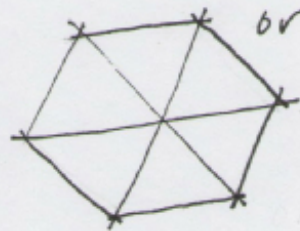
Bases can be



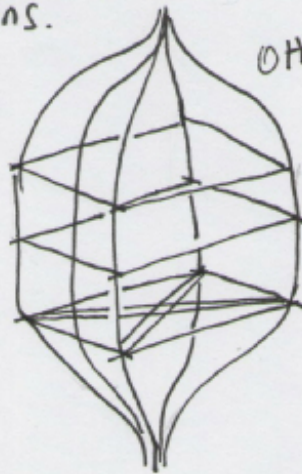
or



When lantern is covered and dry, you can add decoration using lace or doilies (cut out the unperforated middle) or cut out paper patterns.



or



Other shapes

a flat base is easier to cover, but pointed bottoms look good

